



Department of Planning,  
Lands and Heritage



FREMANTLE PRISON  
The Convict Establishment



# Planning Your Trip to Fremantle Prison

**Acknowledgement of Country:**

The Department of Planning, Lands and Heritage acknowledges the Whadjuk people, the traditional custodians of Walyalup, the land on which Fremantle Prison is located. The Department pays respect to Elders past and present, and all Western Australian Aboriginal communities.

# Contents

- Planning Your Trip to Fremantle Prison .....5**
  - The Gatehouse ..... 6
  - Sallyport..... 8
  - Fremantle Prison Staff..... 9
  - The Gatehouse Entry Complex..... 10
  - Tours, Tickets and Audio Guides..... 12
  - Finding your way around the Floor Plan ..... 16
  
- Gatehouse Entry Complex ..... 17**
  - Prison Rules..... 18
  - Toilets and Parent Change Room ..... 19
  - Changing Places..... 20
  - Taking a Break..... 22
  - Café..... 23
  - Rubbish Bins ..... 23
  - Terrace Gardens ..... 24
  - At the end of your visit ..... 25
  - Exit..... 25
  
- Tours .....27**
  - Convict Prison Tour..... 27
  - Behind Bars Tour..... 29
  - True Crime Tour ..... 31
  - Tunnels Tour ..... 33
  - Torchlight Tour..... 36
  - Private Tours..... 37
  - Need more information? ..... 38




# Glossary of Terms



**Gatehouse:**

The middle and largest entrance building at the front of Fremantle Prison.



**Sallyport:**

The entrance in the middle of the Gatehouse which leads to the Gatehouse Entry Complex.



**Gatehouse Entry Complex**

The collection of buildings around the courtyard at the entrance to Fremantle Prison.



**Convict Depot:**

A permanent display area showcasing information about convicts and the types of clothing, tools and materials they used to build the Prison.



**Visitor Centre:**

A converted room which used to be used for 'Contact Visits' between prisoners and their families. It is now used as a permanent display area showcasing information on prisoner life.



**Terrace Gardens:**

These are the large areas of lawns and trees that run along the front of the Prison, along the road called 'The Terrace'.



Wherever you see an icon like this, simply click on it to jump to the Floor Plan on page 17 to see it's location within the Prison.

**Hello and welcome!**

**We are excited that you're thinking of visiting Fremantle Prison.**

**It is a big place where you can learn some interesting things about:**

- **Convictism:** You'll discover how people were sent to prison long ago and why it happened.
- **Punishment and reform:** Learn how prisoners were treated and if they were given a chance to change.
- **Different people's experiences:** Find out what life was like for those who lived and worked there when it was a prison.
- **The architecture:** Explore the old buildings and how they were designed.
- **Living history:** See how the past is still a part of the present at the Prison.

You can also check out the Museum and Gallery, and displays or join one of our tours to learn even more. Since there is so much to see and do, it is a good idea to make a plan with the people you are going with, to make the most of your visit. We hope you have a great time!



# The Gatehouse




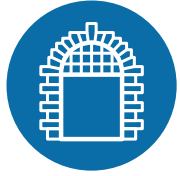
If you have an ACROD parking permit, you can park your car in these bays next to the ticket machine:



Make sure you keep to walking behind the white lines when you are in the Car Park and watch out for vehicles driving by. The white lines look like this:


More information on ACROD Car Park locations around the City of Fremantle can be found here:  
[ACROD Car Park Locations | City of Fremantle](#)





# Sallyport

Do you see the large doors in the middle of the Gatehouse building? You must go through the doors to enter the Sallyport.



This is what the Sallyport looks like with the entry doors opened wide for visitors.



# Fremantle Prison Staff

Inside the Sallyport, our friendly staff and a security guard are there to help and answer any questions you may have about what you want to see in the Prison. They can let you know about the things to see for free in the Gatehouse Entry Complex or tell you where to buy a ticket if you want to take a guided tour. The picture shows where you will find our staff and security guard in the Sallyport. Please note that on the day of your visit, there might be different people on duty, but they will be just as helpful and friendly.

These are some of the uniforms worn by Fremantle Prison Tour Guides and Ticketing Officers. Staff might be wearing a shirt, a jacket, a vest or a t-shirt on the day of your visit.



Staff members and security guards can come in all different shapes and sizes, but they will all wear these uniforms. They are here to help you if you have any questions or need assistance.



# The Gatehouse Entry Complex



This is an image of the Gatehouse Entry Complex.

If you need help finding your way around the Gatehouse Entry Complex, you can ask one of our staff members in the Sallyport for a floor plan. The Gatehouse Entry Complex is a free area you can explore. It includes the Gift Shop, Café, permanent displays (the Convict Depot, Visitor Centre) and Museum and Gallery.



## Click on the icon to show their position on the Floor Plan of Fremantle Prison.

Or if you need a printed copy of a floor plan that shows accessibility information, just let a staff member know, and they will provide it. All areas in the Gatehouse Entry Complex are designed to be accessible if you are using a mobility device, like a wheelchair.

Alternatively, you can also download the accessibility floor plan from our website before your visit, so you can plan ahead.

Check the weather forecast on the day of your tour, and make sure to bring the right weather protection with you (such as a hat, sunglasses or a raincoat.)

## Lockers

We do not have any lockers to rent, but if you have big things with you, like prams or strollers, we are happy to keep them safe while you explore the site. Just speak with one of our staff members and they will take care of it for you.






# Tickets, Tours and Audio Guides

To see the Prison beyond the Gatehouse Entry Complex, you will need to buy a ticket for a tour.

You can get these tickets from our staff at the Ticket Office or Gift Shop, which you can see in this picture:



Most days, we will sell tickets from the Ticket Office in the Sallyport, which looks like this:



Our Ticket Officers are also located at the desk in the Gift Shop to help you:

## There are different tours to choose from, depending on what you're interested in:



Convict Prison Tour



Behind Bars Tour



True Crime Tour



Tunnels Tour



Torchlight Tour. This tour is only available on Wednesday and Friday nights.



Private Tours.

Click on the icon to jump to the Tour information.



**If you need an audio guide, or if you want to hear the tour in a different language, just ask one of our staff members, and they will provide you with a handheld audio guide. Available languages are in Japanese, French, German, Italian, Korean, Mandarin, Spanish, English and AUSLAN.**

**Once you have your ticket, you might have some time before your tour starts. During this time, you can visit our Café, the Museum and Gallery or the Convict Depot and Visitor Centre shown in the pictures here:**



## Café

To the left of the Sallyport is the Café. The Café is run by the team behind local Fremantle restaurants Emily Taylor and Sailing for Oranges.

All meals are freshly made in house.

The Café is open from 9.15am to 4.00pm daily, and open until 8.00pm on Wednesday and Friday evenings.



## Museum and Gallery

To the right of the Cafe is the Museum and Gallery. The Museum and Gallery are located in the former West Workshops building. Inside are gallery and exhibition spaces as well as the Fremantle Prison Museum Collection. Some of the Collection can be seen in our Visible Storage room.



## Gift Shop

Next to the Museum and Gallery is the Gift Shop. Fremantle Prison's award-winning Gift Shop has a wide range of unique prison related souvenirs, including products produced in Western Australian prisons.



## Visitor Centre

The Visitor Centre is a permanent display room showcasing how prisoners were able to engage with friends and family during their time here.



## Convict Depot

The Convict Depot is a permanent display room showcasing how the Prison operated during the Convict Period.

It also contains two tablets for visitors to search the Convict Database to discover the men who were transported to the Swan River Colony, Western Australia between 1850 and 1868.



When your tour is ready to start, our staff member will ring a bell in the Gatehouse Entrance and they will call out the name of the tour and the time. Please be ready to show your Tour Guide your ticket. They will then direct you where to go.

Depending on the time of year and day that you visit us, the tour groups can get very big. Please visit our website to find out more information on quieter times to visit.

# Finding your way around the Floor Plan

**Start at the Gatehouse. It is located in the bottom centre of the Floor Plan on the next page. It looks like this:**



When you enter the Gatehouse into the Sallyport, there is ticketing information on your left, and tickets can be purchased on the right at the Ticket Office. Continue walking through the Sallyport into the Gatehouse Entry Complex. This is where the Supervisor will ring the bell and direct you to your tour. This area, and the Cafe on the left hand side, are noisy and bright areas. There are lots of benches and seats to rest in here too. Turning in a clockwise direction is the Museum and Gallery, followed by the Gift Shop, the Wray Gates, the Visitor Centre, the First Aid room, Toilets and Parent Facilities and finally the Convict Depot.



Wherever you see an icon like this on the Floor Plan, click on it to jump to the page providing more information about it.





## Fremantle Prison Gatehouse Floor Plan

# Prison Rules

## Do you know the rules of the Prison?

There are three important rules that everyone must follow:



**Stay with  
the tour  
group**

**If you are on a  
tour, you must  
stay with the tour  
group at all times  
and not wander off  
on your own**

### **Rule 1:**

If you are on a tour, you must stay with the tour group at all times and not wander off on your own.



**No food  
allowed  
on tour**



**Only  
water  
allowed  
on tour**

### **Rule 2:**

You can't bring any food or drinks with you on a tour, except for water.



**You must not  
touch any artwork,  
like paintings or  
sculptures that  
you see on a tour  
or in the Museum  
and Gallery**

### **Rule 3:**

You must not touch any artwork, like paintings or sculptures that you see on a tour or in the Museum and Gallery.



# Toilets and Parent Change Room

If you need to use the toilets or parent change room, you can check the floor plan or simply ask a staff member to show you where they are.

The visitor and Universally Accessible Toilets are in the Gatehouse Entrance. There's a sign on the wall that points you to the toilets, like in this picture:



Please note that our Universally Accessible Toilet is for all genders, so if you prefer not to use the male or female bathrooms, you can use this one.

Remember, there are no toilets along the tour routes, so be sure to visit the toilets before you start your tour!



# Changing Places

If you need to use a Changing Places room, there's one at Walyalup Civic Centre (151 High Street, Fremantle). You will find it on the right side of the William Street entrance, across the road from the Federal Hotel.

*Visit Transperth for information about how to get the Prison by bus.*





There are two special parking bays for people with ACROD permits outside the Changing Places room. These parking spots have a time limit of two (2) hours.

To open the Changing Places room, you need a special Master Locksmith Access Key (MLAK). A carer or companion may need to assist you with opening the door, as using this key can be tricky. Please ask a staff member at Fremantle Prison to provide you with the key and remember to return it to us afterward. Alternatively, a copy of the key can be collected from the Walyalup Civic Centre reception during opening hours.

Universally Accessible Toilets are also provided within the Walyalup Civic Centre.





## Taking a Break

Our tours involve a lot of walking, but if you ever feel like sitting down, just let your Tour Guide know. They will take you to the nearest bench where you can listen to the tour while seated. We try to have seating available throughout the tour and you can find these areas marked in yellow on the floor plan. Also, if you need a mobility stroller, you can borrow one from us for free.

## Café

At Fremantle Prison, there's a Café in the Gatehouse Entry Complex where you can have food and drinks before or after your tour.

The Café is open every day from 9:15am to 4pm, and open until 9pm on Wednesday and Friday.

It can be crowded during weekends, at lunchtime and during the school holidays. If you want a quieter place, you can sit in the Terrace Gardens outside the Gatehouse to Fremantle Prison.

The Café looks like this:



## Rubbish Bins

Remember to use the bins for rubbish. Please make sure to put your rubbish in the right bin!

- **Red** for non-compostable, non-recyclable rubbish
- **Yellow** for recycling cardboard or paper
- **Green** for organic waste
- **Black** for metal and plastic drink containers marked with the 10c refund logo





# Terrace Gardens

The Terrace Gardens are in front of Fremantle Prison and anyone can visit them for free during the day, by opening one of the gates along The Terrace. There are no benches but you can sit on the grass.





# At the end of your visit

After your tour ends, you have two options. You can either choose to do another tour to learn more about Fremantle Prison and see different areas, or you can explore the Museum and Gallery or the display rooms (Convict Depot and Visitor Centre) in the Gatehouse Entry Complex.

If you borrowed an audio guide or mobility stroller, don't forget to return them to our staff at the Gift Shop. You can find the Gift Shop [here](#):



If you asked us to store any items, please ask one of our staff members to get them back for you.

# Exit

After that, you can leave the Prison through the Sallyport. Do you remember where the Sallyport is? This is where you entered the Gatehouse Entry Complex:

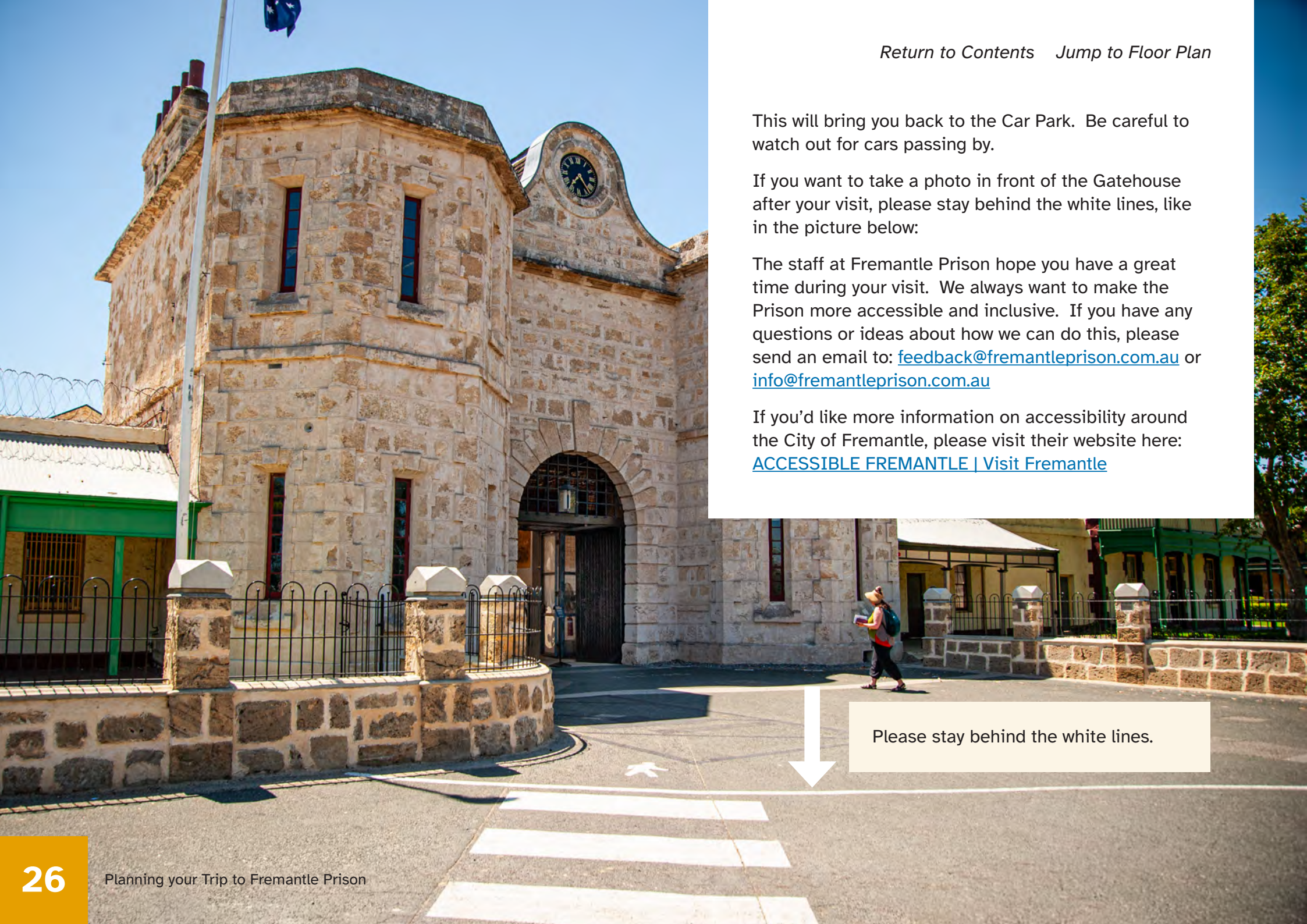


This will bring you back to the Car Park. Be careful to watch out for cars passing by.

If you want to take a photo in front of the Gatehouse after your visit, please stay behind the white lines, like in the picture below:

The staff at Fremantle Prison hope you have a great time during your visit. We always want to make the Prison more accessible and inclusive. If you have any questions or ideas about how we can do this, please send an email to: [feedback@fremantleprison.com.au](mailto:feedback@fremantleprison.com.au) or [info@fremantleprison.com.au](mailto:info@fremantleprison.com.au)

If you'd like more information on accessibility around the City of Fremantle, please visit their website here: [ACCESSIBLE FREMANTLE | Visit Fremantle](#)



Please stay behind the white lines.



# Convict Prison Tour

At Fremantle Prison, we understand that people have different abilities to move around. We want to give you all the information you need about our old stairs, doorways and ramps before your visit so you can decide which tour is best for you.

If you're interested in a tour but worried about accessibility, you can call us on (08) 9336 9200 and we'll try our best to help you.

The Convict Prison Tour takes place on the ground floor for some parts, but to reach the upper levels you will also need to use an old staircase. Unfortunately, there's no elevator available to go to those upper levels.

The narrowest doorway on the tour route is 540mm wide and looks like this:





3


The tallest staircase on this tour route has 17 steps per landing and there are 3 floor levels to climb up.



2

Each step height is about 170mm tall and each step tread is about 280mm deep. It looks like this:

1



170mm

280mm



# Behind Bars Tour

At Fremantle Prison, we understand that people have different abilities to move around. We want to give you all the information you need about our old stairs, doorways and ramps before your visit so you can decide which tour is best for you.

If you're interested in a tour but worried about accessibility, you can call us on (08) 9336 9200 and we'll try our best to help you.

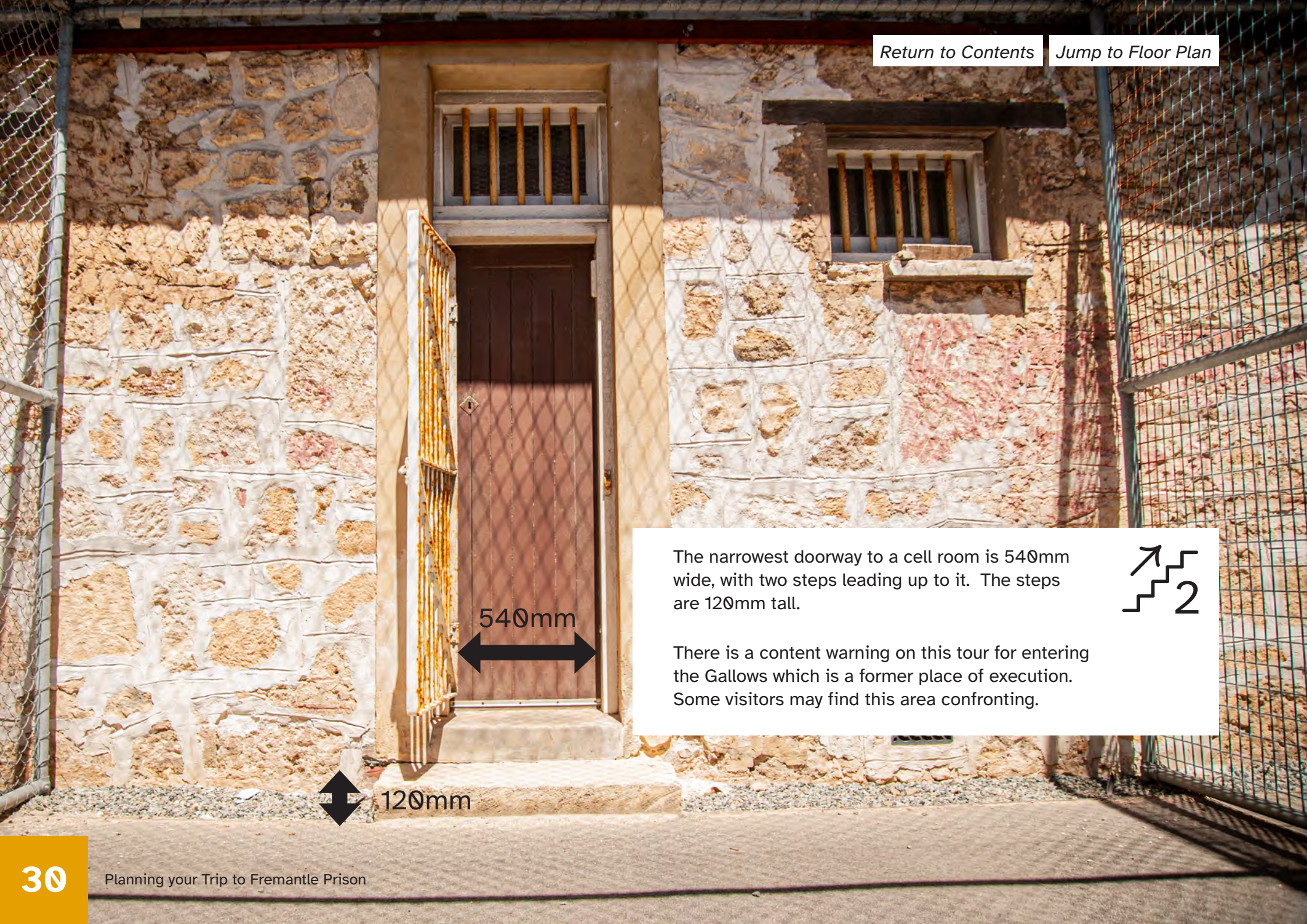
The Behind Bars Tour requires a fair amount of walking and moving around the site, including the Exercise Yards. To get to these yards, there are several narrow doorways that you can reach by using either steps or ramps.

The narrowest doorway in the yard is 680mm wide.  
The ramp to access this door is 230mm high and 790mm wide.  
It looks like this:



[Return to Contents](#)

[Jump to Floor Plan](#)



540mm

120mm

The narrowest doorway to a cell room is 540mm wide, with two steps leading up to it. The steps are 120mm tall.



There is a content warning on this tour for entering the Gallows which is a former place of execution. Some visitors may find this area confronting.



# True Crime Tour

At Fremantle Prison, we understand that people have different abilities to move around. We want to give you all the information you need about our old stairs, doorways and ramps before your visit so you can decide which tour is best for you.

If you're interested in a tour but worried about accessibility, you can call us on (08) 9336 9200 and we'll try our best to help you.

The True Crime Tour includes going up many staircases. Unfortunately, there are no elevators on some parts of this tour. The tallest spiral staircase on this tour has 38 steps, and each step is 180mm tall. It looks like this:





670mm



130mm



The narrowest doorway on this tour is 670mm wide and has a 130mm tall step. It looks like this:







# Tunnels Tour

At Fremantle Prison, we understand that people have different abilities to move around. We want to give you all the information you need about our ladders and ramps before your visit so you can decide which tour is best for you.

If you're interested in a tour but worried about accessibility, you can contact us on (08) 9336 9200 and we'll try our best to help you.


The Tunnels Tour is two and a half (2.5) hours long. It is not recommended for people who need to use mobility devices, like wheelchairs, or those who do not like heights, are claustrophobic, are pregnant, or have difficulty hunching over. You must be over 12 years old and weigh between 40-140kg.

At the start of the tour you will be breathalysed. This involves blowing air into a straw attached to a machine to check your blood alcohol level, like this:

You must have a blood alcohol level below 0.05 to go on the tour.



The Tunnels Tour involves climbing down a 20-metre-tall ladder connected to a fall arrestor system. Each ladder rung is 280mm tall and it looks like this:



The gate to climb the ladder is 600mm wide and looks like this:



You will need to borrow a safety harness, life jacket, gum boots and a helmet to wear for this tour. Our tour guides will help fit you with the right sized equipment.




Part of the tour involves walking through some tunnels. This means you'll need to be able to crouch down or hunch over whilst walking, like the people in the image below. The average height of the tunnel here is about 1500mm.



Once you've finished the walking part of the tour, it's now time for boating in the Tunnels! There is a small step off the jetty into the boat. The height of this step is 230mm. A Tunnels Guide will help you get into and out of your boat.





## Torchlight Tour

At Fremantle Prison, we understand that people have different abilities to move around. We want to give you all the information you need about our old stairs, doorways and ramps before your visit so you can decide which tour is best for you.

If you're interested in a tour but worried about accessibility, you can call us on (08) 9336 9200 and we'll try our best to help you.

The Torchlight Tour is open to people who use mobility devices, like wheelchairs. However, it's important to know that these tours happen after dark, which might be scary for some people. But don't worry, everyone on the tour gets a torch to hold, so you can see where you're going and watch out for any tripping hazards.

There is a content warning on this tour for jump scares, sudden noises, and for entering the Gallows which is a former place of execution that some visitors may find confronting.

This is a picture of what one of our Torchlight Tour will look like:



# Private Tours

At Fremantle Prison, we understand that people have different abilities to move around. We want to give you all the information you need about our old stairs, doorways and ramps before your visit so you can decide which tour is best for you.

If you have a request for a type of tour that we haven't mentioned (such as for a sensory tour or another type of accessible tour), a private tour can be organised outside of regular tours. Please contact us on (08) 9336 9200 to organise this directly.





**Need more information?**

**visit our website: [www.fremantleprison.com.au](http://www.fremantleprison.com.au)**

**email: [info@fremantleprison.com.au](mailto:info@fremantleprison.com.au)**

**phone: +61 08 9336 9200**





FREMANTLE PRISON  
The Convict Establishment